

VCSE Organisations were asked a series of questions to gain an understanding of the services they offer, how they support people and the challenges faced.

Typical Organisational Information

| | | |
|--|-------------------------------|---|
| No of Employees 0-10 | No of Volunteers 11-50 | 75% would like to expand and grow their services. |
| No of People Supported pa Up to 500 | Has capacity for more clients | |

- 95% would need additional funding
- 68% would need additional staff
- 23% would need additional training

7 organisations reported they employ clinical staff:

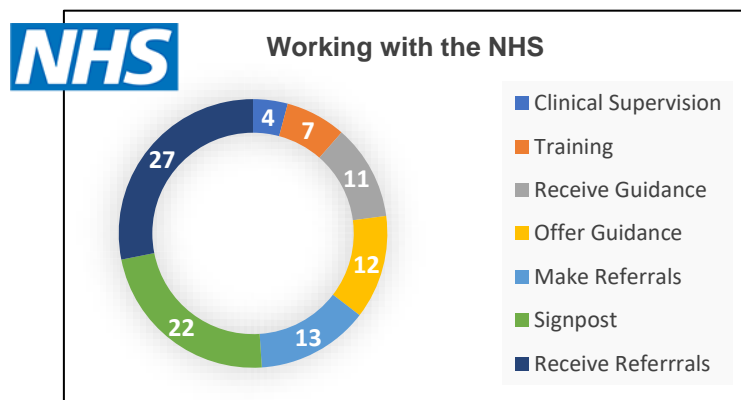
| | |
|---------------------------------------|----------------------------------|
| Age UK Herefordshire & Worcestershire | Bromsgrove Youth & Community Hub |
| Megan Baker House | MMSC/Yellow Flag |
| Relate Severn & Wye | Onside |
| Wick Care Farm | |

Challenges identified in delivering training:

| | |
|---|--|
| Funding: <ul style="list-style-type: none"> Money to pay for training. Cost of training. Time to access training. | Training Type: <ul style="list-style-type: none"> Access to specialist training. |
|---|--|

Partnership Working

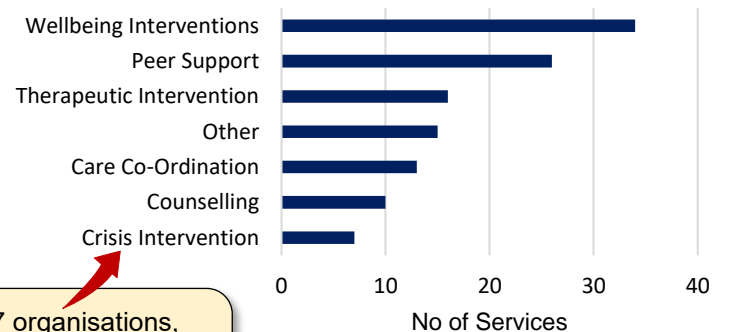
- 75% engage with VCSE Organisations
- 66% engage with NHS Services
- 66% engage with County & District Councils
- 50% engage with Education Establishments



Total number of responses 63

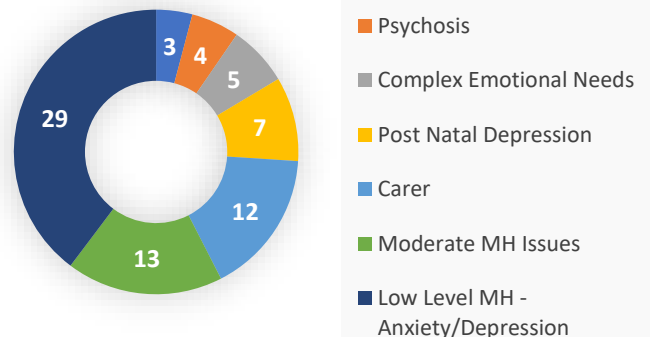
| | |
|------------------------------|---|
| HQ 9 organisations | Service Delivery 39 Organisations |
| No of Services 73 | |

Types of Intervention by Service



7 organisations, delivering 7 services, provide crisis interventions.

Eligibility Criteria



Method of Service Delivery

- Online one to one or in a group – 30 services
- Face to Face one to one, or in a group – 44 services

Gaps in Service Provision

| | | |
|-----------------------------|-------------------------------------|--------------------------|
| Counselling | Hard to Reach | Specialist group support |
| Befriending / Social Groups | Support for people on waiting lists | |

Requirements from Venues

| | | |
|-------------|-----------|-----------|
| 1 Access | 2 Parking | 3 Toilets |
| 4 Transport | 5 Wi-Fi | |

Organisations Providing Services in Bromsgrove

| | |
|---|---|
| Action on Post Partum Psychosis (APP) | Age UK Bromsgrove, Redditch & Wyre Forest HQ |
| Age UK Herefordshire & Worcestershire | Ahead of Wellbeing CIC |
| Artists Clubhouse | ASPIE |
| APNI | Autism West Midlands |
| Becoming Families | Behind the Smile |
| Bromsgrove & District Network (BARN) HQ | Bromsgrove Youth & Community Hub HQ |
| Citizens Advice Bromsgrove & Redditch HQ | Crosslinks Befriending Service HQ |
| Cruse Bereavement Support (Worcestershire) | Heads Up Mental Health Awareness CIC |
| Home Start North East Worcestershire | Inspire Cornwall (t/a DadPad) |
| Link Nurseries | Megan Baker House Ltd |
| MMSC/Yellow Flag | Onside |
| Papyrus – Prevention of Young Suicide | Relate Severn & Wye |
| Sandycroft | Simply Limitless |
| Snowgoose Solutions | Social Prescribers Bromsgrove HQ |
| South Warwickshire & Worcestershire MIND | Starting Well Partnership HQ |
| STEPWAY CIO | The Basement Project HQ |
| The Wellbeing Tree HQ | Ways to Wellbeing CIC |
| West Mercia Women's Aid | Wick Care Farm |
| Worcestershire Association of Carers | YMCA Worcestershire |
| YSS | |